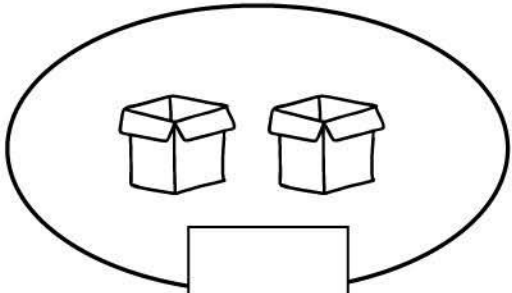
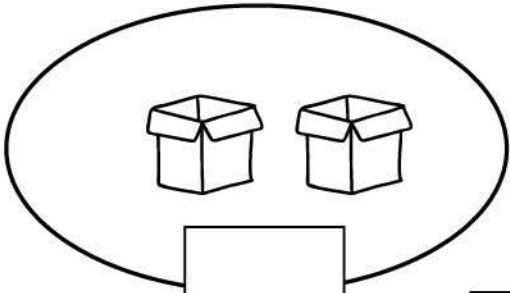



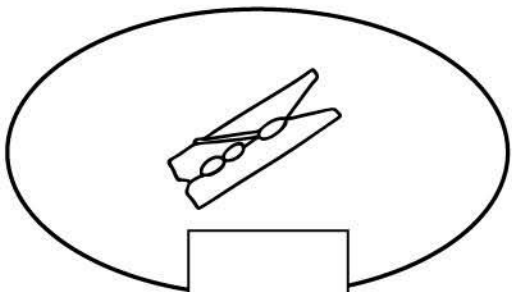
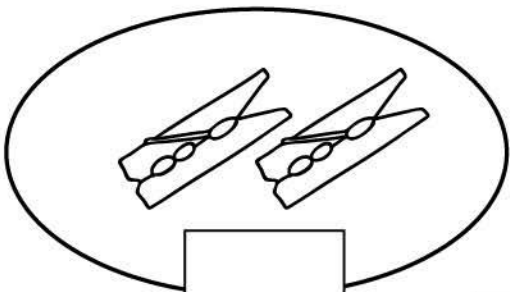

Name _____

Date _____

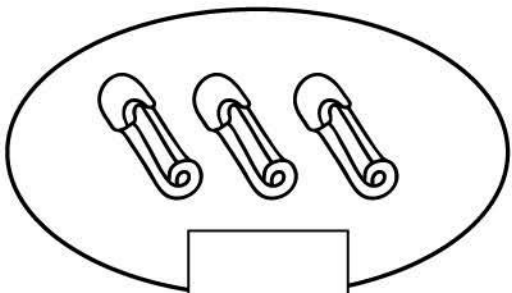
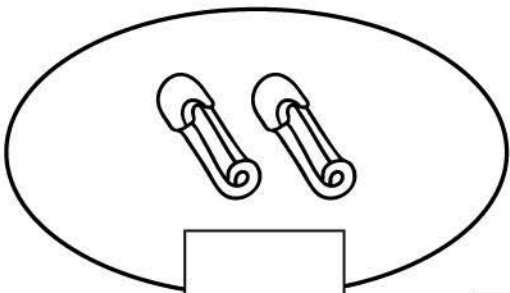

Count, write and add.

 +  = 

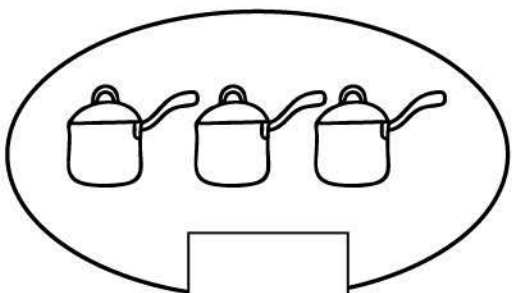
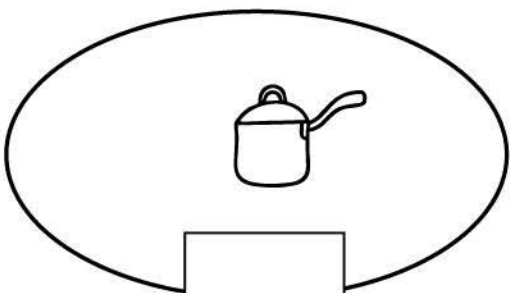

Two gift boxes are shown in an oval. Below the oval is a vertical rectangular box. To the right of this box is a plus sign. To the right of the plus sign is another oval containing two gift boxes. Below this second oval is another vertical rectangular box. To the right of this box is an equals sign. To the right of the equals sign is a square box.

 +  = 

One clothespin is shown in an oval. Below the oval is a vertical rectangular box. To the right of this box is a plus sign. To the right of the plus sign is another oval containing two clothespins. Below this second oval is another vertical rectangular box. To the right of this box is an equals sign. To the right of the equals sign is a square box.

 +  = 

Three paper clips are shown in an oval. Below the oval is a vertical rectangular box. To the right of this box is a plus sign. To the right of the plus sign is another oval containing two paper clips. Below this second oval is another vertical rectangular box. To the right of this box is an equals sign. To the right of the equals sign is a square box.

 +  = 

Three pots are shown in an oval. Below the oval is a vertical rectangular box. To the right of this box is a plus sign. To the right of the plus sign is another oval containing one pot. Below this second oval is another vertical rectangular box. To the right of this box is an equals sign. To the right of the equals sign is a square box.